

# CLEVER CURVES LTD.

CREATING YOUR DREAMS, BUILDING EXTREMES.



Introducing Clever Curves, a unique company that specialises in skateparks and ramps. The sad fact today is that many available skatepark systems come from manufacturers who have added ramps to their playground equipment lists since it became popular, but have little understanding of these sport's requirements.

Clever Curves was formed from world ramp riding champions who have travelled the world riding displays, competitions and bringing home awards such as the 1992 world vert ramp championship (Budapest, Hungary) and 1991 2nd place vert championship (Allborg, Denmark).

I myself have ridden BMX in events with many of today's big names such as Matt Hoffman, Dennis McCoy, Jamie Bestwick and Simon Tabron. Over the years I have experienced skateparks good and bad and have seen the need for suitable systems in the UK.

10 years ago I formed Clever Curves; our policy was to create professional sports skateparks and ramps, to be available for everyone not just the pro's.

We have recently evolved our range of equipment and have launched 4 new ranges.

*Timberline*

Aesthetically pleasing timber ramps.

*Urban Tough*

Extra durable steel clad systems.

*Eco extreme*

Cost effective for indoor parks.

*Showman*

Portable skateparks.



DAVID MOUSLEY.

Managing director Clever Curves LTD.

**Tel:** 01733 560 647

**E-mail:** rampmaster@clevercurves.freemasons.co.uk

## *Timberline* range.



**Built with natural materials; a range of aesthetically pleasing ramps for the more rural setting.**

**Available in two options: *Expert* or *advanced*.**

### **Expert :**

- Natural Birch timber panelled external structure
- Available in a range of natural colours.
- Attractive timber rail guardrails.
- Birch timber riding surfaces (2 layer system).
- Galvanized steel edges on all riding surfaces.
- Flush fit steel run up plates & angle covers.
- All timbers sourced from sustainable forests.
- All timbers and panels treated for up to 60 yrs protection.
- Stained with water based colours (many options available)
- 15 year guarantee.



### **Advanced :**

- Natural Birch timber panelled external structure
- Available in a range of natural colours.
- Attractive timber rail guardrails.
- World leading Skatelite Pro riding surfaces (3 layer system).
- High Grip galvanized steel platforms.
- Galvanized steel edges on all riding surfaces.
- Flush fit steel run up plates & angle covers for smoother skating.
- All timbers sourced from sustainable forests.
- All timbers and panels treated for up to 60 years protection.
- Stained with natural water based colours (many options available).
- 15 year guarantee



Whichever option you choose, *Timberline* delivers a modern system designed to blend in with your local environment.

Timbers can be stained in a choice of colours to suit your tastes.

All backed with our 15 year guarantee for peace of mind.

## *Urban Tough* range.



A range of extra durable ramps for the most demanding of urban settings.

Available in two options: **Expert** or **advanced**.

### **Expert :**

- Galvanised steel external structure.
- Heavy duty galvanized steel guardrails.
- High Grip galvanized steel platforms.
- Birch timber riding surfaces (2 layer system).
- Galvanized steel edge protection system.
- Flush fit steel run up plates & angle covers.
- 20 years guarantee.

### **Advanced :**

- Galvanized steel external structure
- Heavy duty galvanized steel guardrails.
- World leading Skatelite Pro riding surfaces (3 layer system).
- High Grip galvanized steel platforms.
- Galvanized steel edge protection system
- Flush fit steel run up plates & angle covers for smoother skating.
- 20 years guarantee.



Whichever option you choose, *Urban Tough* delivers a system that can take all that the urban environment can deliver.

All steel panelling, steel guard rails and flush fit plates, creating a durable smooth and fast ride for today's modern skaters & BMX'rs.

All backed with our 20 year guarantee for peace of mind.

New

## *Eco extreme* range.



**A range of professional ramps designed to be economically priced without compromising on the performance.**

**Ask for a quote and see how much equipment you get compared with your best offer!**

- Plywood external structure (fully panelled).
- Plywood panelled guard rails.
- Birch timber riding surfaces (2 layer system).
- Birch timber platforms.
- Flush fit steel run up plates.
- All timbers sourced from sustainable forests.
- All timbers treated for up to 60 years protection against the worst of the British weather.
- 3 years guarantee.



*Eco extreme* is designed for indoor use, but will perform perfectly well outdoors for a number of years.

**A shorter build time means you get your skatepark faster! and cheaper!**

New from Clever Curves. *Eco Extreme* delivers a system that is as cost effective as possible without compromising on riding performance.

All the ramps are fully panelled (to prevent access to the undersides) and have the same main structure design as our timberline range. Perfect for the budget conscience client.

All *Eco Extreme* ramps are backed with our 3 year guarantee for your peace of mind.

## **Showman** range.

**Hire or buy!**



The simple solution for portable ramps. A range of equipment for displays, events and shows.

Available in two options: **Expert or Advanced.**

### **Expert:**

- Simple 1 spanner assembly
- Rock solid wobble free design.
- Birch timber riding surfaces (2 layer system).
- Plywood panelled guard rails.
- Flush fit run up plates and angle covers
- Can be installed onto grass (with staging set).
- Virtually any type or size available.
- 5 years back to base guarantee.



### **Advanced:**

Super fast assembly.

As above but with:

- World leading Skatelite Pro riding surfaces (3 layer system)



The Showman range can be installed onto grass with our timber flooring (see above).

To complement our 3 ranges of professional static skateparks and ramps, Clever Curves offers a fully portable ramp solution unlike any others on the market.

Most temporary or portable ramps sacrifice ride quality or stability to enable the ramps to be movable. We feel that this compromise is unacceptable, so we have developed our *Showman* range of portable equipment that is quick and easy to assemble, easy to stack / store but still rock solid and reliable to use.

Our *Showman* ramps are so easy to assemble, only one sized spanner is needed to quickly disassemble, relocate and assemble any piece of equipment with little fuss.

The *Showman* ramps are ideal for Displays, events or to attract a crowd to your product stand. Being portable also means you can assemble the skatepark into multiple area's to determine which site would be most suitable for a permanent set up in the future.



From quarterpipes to vert ramps, spines to jump boxes, Clever Curves *Showman* ramps ensure a fast and smooth riding experience unlike any other.

Please call us for pricing.



## *Showman* hire ramps.

Clever Curves touring ramps are now available to hire. Why not “try before you buy” and order one of our skatepark set ups from our *Showman* range.

We can supply your skatepark, set up ready for use and arrange for collection when you are done, all with the minimum of fuss.

Our hire equipment is available from weekend periods to longer periods with big discounts off list prices.

Please call for further information.



***Slick Grip*** concrete bases.



Here you can see our slick grip material newly laid ready to accept the skatepark.

***Clever Curves*** policy is to offer not just the skate ramps but a complete service; one of these services is the construction of hardstandings (Slick Grip concrete bases).

With great importance placed on supplying the correct equipment and ramp surfacing, the hard standings are often overlooked by facility suppliers. This is a grave mistake as usually a greater area of the hardstanding is skated / ridden upon than the ramps

themselves; if cheap or unsuitable surface types are used then the quality of the facility will be jeopardised no matter how much money is invested in the ramps and equipment. Those dedicated to the sports know that the hardstanding needs to not only be hardwearing and durable, but must be grippy without being rough, and must be smooth without being to slippery (especially if damp or dusty).

## Why not just use tarmac?

Tarmac was never designed for skateparks; skaters require an area that is flat, smooth, durable and above all does not break up and create dangerous grit.

Tarmac is simply just not capable of taking the harsh attacks from skateboards and BMX pegs & pedals. It offers poor grip / slip ratios, poor performance, high maintenance and higher risk levels than a properly installed concrete surface.

Our specially designed ***Slick Grip*** concrete bases are constructed from an ultra tough fibre reinforced concrete mix (similar to the mix used in major bridge construction), which is designed to create the highest quality durable surface for skate area's.

We install the concrete with a special machine that ensures the surface is totally flat and level and allows excellent water drainage. We then finish the surface with a fine texture to give the correct levels of grip required.

***Slick Grip*** surfaces are available in the natural Colour, or in various other colours and patterns.



# Maintenance

When investing considerable sums of money into skatepark equipment, an important concern many clients have is Maintenance.

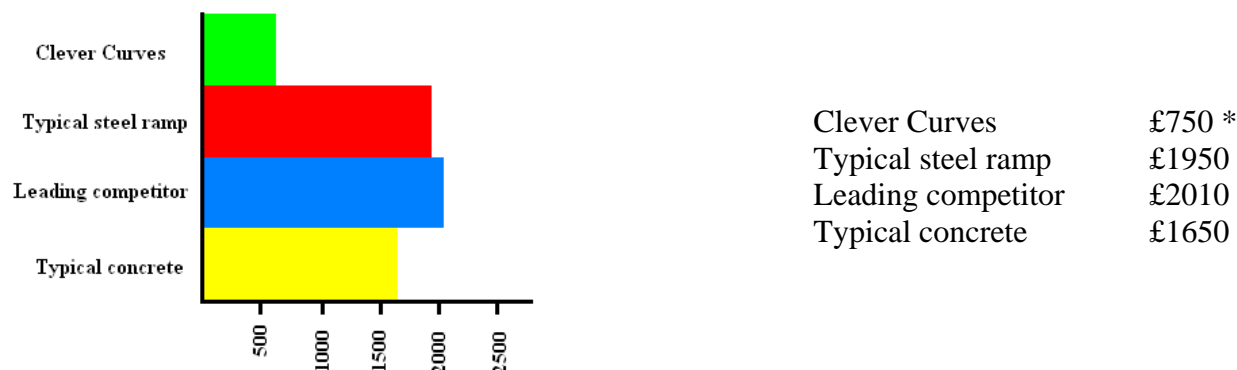
Many different stories will emerge from various different manufacturers about maintenance costs, all of which can be confusing and sometimes misleading. The simple fact is ALL skate ramps, made from any materials and whoever makes them, WILL require some care and maintenance during their lifetime.

Like a car, if you ignore the care and maintenance, you could bring problems upon yourself in the long run. Following a simple care and maintenance program will ensure the smooth running of your facility throughout its lifetime.

Clever Curve's range of equipment is designed to keep the maintenance to an absolute minimum. We have detailed below our estimated view of the maintenance costs based on our experience, supplier information and customer feedback. We have collated our comparison from information on other manufacturer's installations, ROSPA (The Royal Society of Prevention of accidents) and other information from around the UK.

**Estimated average annual maintenance costs for a £40,000 skatepark over 10 year period.**

**Updated for 2009**



## Safety inspections and maintenance / service contracts.

Clever Curves ramps are supplied with the first 6 monthly safety inspection and service free of charge. From there on we offer safety inspections at 6 monthly or 12 monthly intervals under contract if required.

During our safety inspections we carry out a full service and carry out any minor maintenance to your facility **completely free of charge!** As the most common maintenance will be minor, regular safety inspections will ensure your maintenance & servicing is kept up to date, minimise maintenance costs and prevent more serious problems occurring in the future.

Upon completing your safety inspection, we will supply you with a written report which details the condition of the equipment and any works carried out during the service. Keeping a regular record of the maintenance and servicing can also be an important safeguard against any possible fraudulent injury claims and can help reduce insurance costs.

Our fees for the safety inspection and service are between £300 and £350 (depending on your location). There is a discount if you take up this service under contract.

Please contact us for further information about our inspection / service program.



\* Based on the estimated maintenance costs for a typical £40,000 installation of equipment from our Urban tough range. Assumes client carries out regular safety inspections during period. Includes cost of Clever Curves carrying out maintenance work and cost of materials.

**Tel: 01733 560 647**

**Email: [rampmaster@clevercurves.freeserve.co.uk](mailto:rampmaster@clevercurves.freeserve.co.uk)**

---

## **Showman** hire prices. 2009

The showman ramps are available individually or as a skatepark set configurations at a discount.

There are currently 6 ramps available for hire, creating many possible configurations.

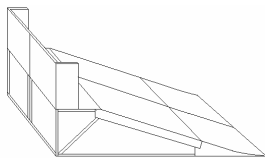
Create your own set, or see below for example sets.



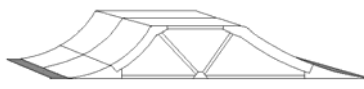
### **Example skatepark set A.**

Weekend rate £350

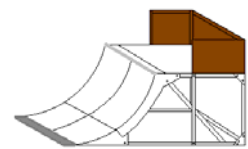
Week rate £550



Flat bank.



Jump box



Quarterpipe

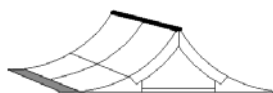
### **Example skatepark set B.**

Weekend rate £350

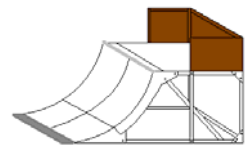
Week rate £500



Quarterpipe



Spine

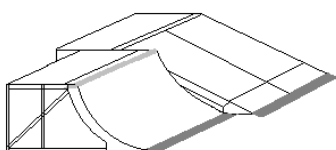


Quarterpipe

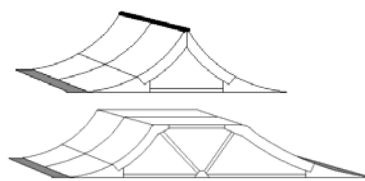
### **Example skatepark set C.**

Weekend rate £600

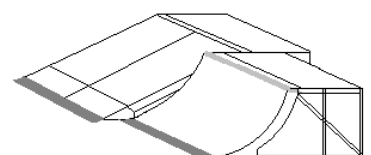
Week rate £900



Flat bank & quarterpipe



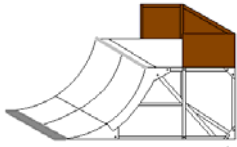
spine & jump box



Flat bank & quarterpipe

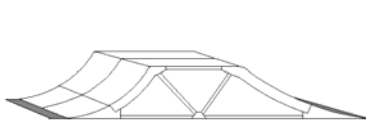
## Individual ramp hire prices

If you prefer, you can simply pick individual ramps from the list below.



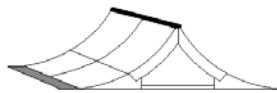
### Quarterpipes (2 available)

Weekend rate        £150  
Week rate            £200



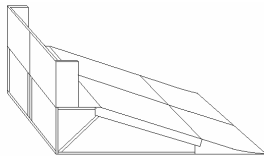
### Jump box (1 available)

Weekend rate        £180  
Week rate            £220



### Spine ramp (1 available)

Weekend rate        £125  
Week rate            £150



### Flat bank (2 available)

Weekend rate        £150  
Week rate            £200



### Timber base (1 available)

Weekend rate        £100  
Week rate            £200

The timber base is perfect if you need to install the Showman ramps onto a rough surface such as grass. The base offers a smooth riding surface enabling skaters to use the facility and prevent damage to the turf.

**Delivery and assembly service also available. Call for further information.**

Telephone : 01733 560 647

Email: [rampmaster@clevercurves.freeserve.co.uk](mailto:rampmaster@clevercurves.freeserve.co.uk)

Web site: [www.clevercurves.com](http://www.clevercurves.com)